








Previsió a curt termini

Mitjanes de l'estació

	 °C	 %	 hPa	 km/h	 mm/h	 °C
22 Feb	14.9 / 12.4	81.4	1019.0	6.5	0.6	14.3 / 10.9
23 Feb	14.8 / 11.2	78.6	1021.5	5.3	1.0	13.5 / 10.1
24 Feb	15.1 / 10.9	75.0	1019.3	5.2	1.2	13.4 / 9.0
25 Feb	14.5 / 10.7	75.3	1017.2	4.5	0.0	12.6 / 9.2
26 Feb	15.4 / 10.0	70.0	1015.4	5.6	0.6	13.6 / 8.3
27 Feb	14.9 / 8.7	67.8	1017.0	5.1	1.6	12.7 / 6.9
28 Feb	15.2 / 10.8	66.0	1020.2	5.4	0.6	13.8 / 8.8
1 Mar	16.5 / 9.5	65.5	1016.0	8.2	0.2	14.0 / 6.9
2 Mar	15.0 / 11.4	67.8	1011.0	7.4	0.4	12.4 / 9.3

Límits de l'estació

	 °C	 %	 hPa	 km/h	 km/h	 mm/h	 °C
22 Feb	16.8 2024	94.0 2021, 2025	1033.6 2020	34.1 2021	72.0 2016	5.4 2021	17.0 2025
	8.8 2018	47.0 2015, 2022	1003.5 2024	-	-	-	0.0 2014, 2015
23 Feb	17.8 2020	92.0 2020, 2024	1036.6 2021	27.4 2024	57.6 2016, 2017	11.2 2024	17.6 2021
	7.8 2024	34.5 2024	1003.8 2024	-	-	-	0.0 2014, 2015
24 Feb	17.1 2020	92.0 2023	1036.6 2021	25.2 2024	72.0 2018	9.9 2017	17.0 2022
	7.4 2023	40.0 2023	1005.0 2024	-	-	-	0.0 2014, 2015
25 Feb	16.4 2021	90.0 2021	1035.3 2019	20.9 2024	72.0 2016, 2018	0.0 > 3 casos	15.8 2021
	7.7 2020	45.0 2015	999.3 2024	-	-	-	0.0 2014, 2015
26 Feb	22.0 2020	88.8 2020	1032.7 2019	25.8 2022	42.2 2020	6.0 2023	19.2 2020
	4.4 2023	27.8 2020	998.0 2024	-	-	-	0.0 2014, 2015
27 Feb	21.6 2020	90.2 2021	1028.3 2019	25.2 2016	46.8 2019	13.8 2016	20.0 2020
	1.8 2023	35.8 2020	993.0 2016	-	-	-	0.0 2014, 2015
28 Feb	17.3 2020	90.0 2021	1028.8 2022	28.4 2021	46.8 2019	4.9 2018	16.3 2020
	6.1 2018	42.0 2023, 2024	1000.8 2016	-	-	-	0.0 2014, 2015
1 Mar	23.0 2020	86.0 2020	1027.6 2022	25.8 2023	72.0 2016, 2018	1.4 2018	20.1 2020
	4.6 2023	31.8 2020	995.8 2018	-	-	-	0.0 2014, 2015
2 Mar	20.7 2020	90.0 2022	1028.5 2021	27.4 2024	64.8 2019	2.5 2018	18.0 2020
	6.3 2023	29.0 2020	992.5 2020	-	-	-	0.0 2014, 2015

Almanac

